

Blockchain Utility  
Oracle FLEXCUBE Investor Servicing  
Release 14.5.1.0.0  
[September] [2021]



---

# Table of Contents

- 1. BLOCKCHAIN WAR UPDATE UTILITY..... 1-1
  - 1.1 INTRODUCTION..... 1-1
  - 1.2 SETTING UP RESTSERVICE RESTEJB APPLICATION..... 1-1
    - 1.2.1 Prerequisites..... 1-1
    - 1.2.2 Updating WAR File..... 1-1
    - 1.2.3 Deployment of BlockChain Adapter in Application Server ..... 1-4

---

# 1. Blockchain WAR Update Utility

## 1.1 Introduction

This chapter explains the steps for updating property and configuration XML files available in Blockchain Adapter WAR using Oracle FLEXCUBE Installer.

## 1.2 Setting up RestService RESTEJB Application

This section explains the methods of updating Blockchain Adapter WAR.

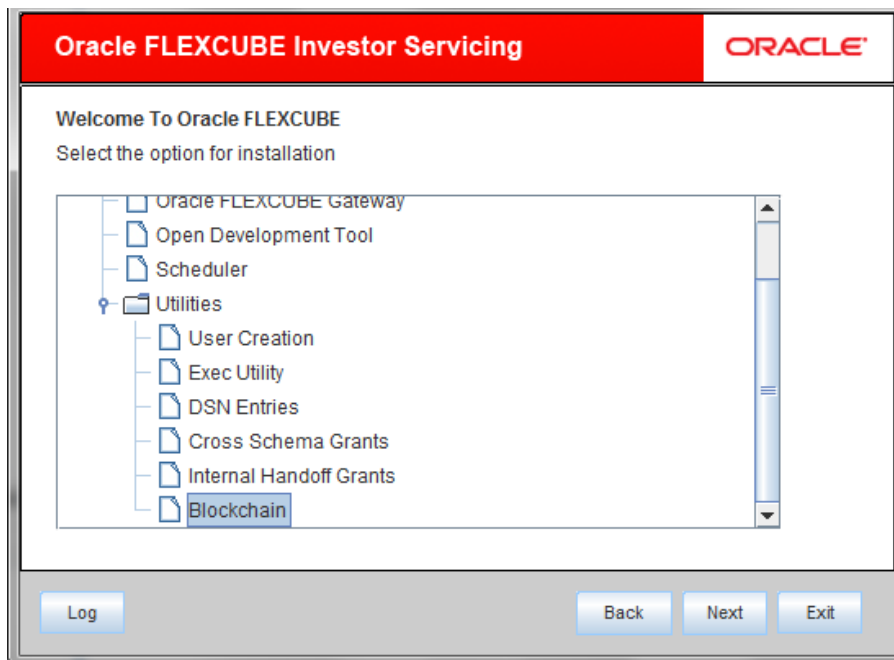
### 1.2.1 Prerequisites

- Blockchain Adapter WAR file needs to be copied from ADAPTERS folder in Shipment Location.

### 1.2.2 Updating WAR File

In order to update WAR file for Blockchain Adapter configuration, you need to follow the steps given below:


1. Launch Oracle FLEXCUBE Universal Installer. The welcome screen is displayed.
2. Click 'Next'. The following screen will be displayed.



Choose the Application 'Blockchain' under Utilities section. Click 'Next'. The following screen is displayed:

**Oracle FLEXCUBE Investor Servicing** **ORACLE**

**Modify Property File in WAR file**

War Path Location  


Select Property File **Select File Name** ▼

| Property name | Value |
|---------------|-------|
|               |       |
|               |       |
|               |       |
|               |       |
|               |       |
|               |       |

3. Select the Blockchain Adapter WAR file for modifying the properties and Configuration XMLs:

**Oracle FLEXCUBE Investor Servicing** **ORACLE**

**Modify Property File in WAR file**

War Path Location  

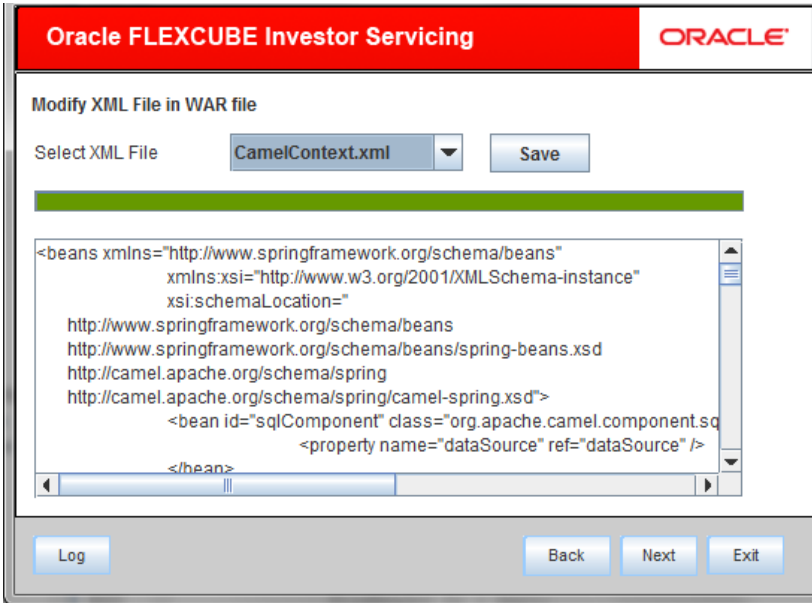
Select Property File **application.properties** ▼

**100%**

| Property Name                               | Value                                      |
|---|--|
| spring.datasource.jndi-name                 | jdbc/BATMB                                 |
| spring.datasource.testWhileIdle             | true                                       |
| spring.datasource.validationQuery           | SELECT 1                                   |
| spring.jpa.show-sql                         | true                                       |
| spring.jpa.hibernate.naming.implicit-str... | org.hibernate.boot.model.naming.Implici... |
| spring.jpa.hibernate.naming.physical-str... | org.springframework.boot.orm.jpa.hiber...  |
| spring.jpa.properties.hibernate.dialect     | org.hibernate.dialect.Oracle10gDialect     |

Select Application.properties to modify the jndi name for the respective LOB schema. Click on 'Save' to commit the changes.

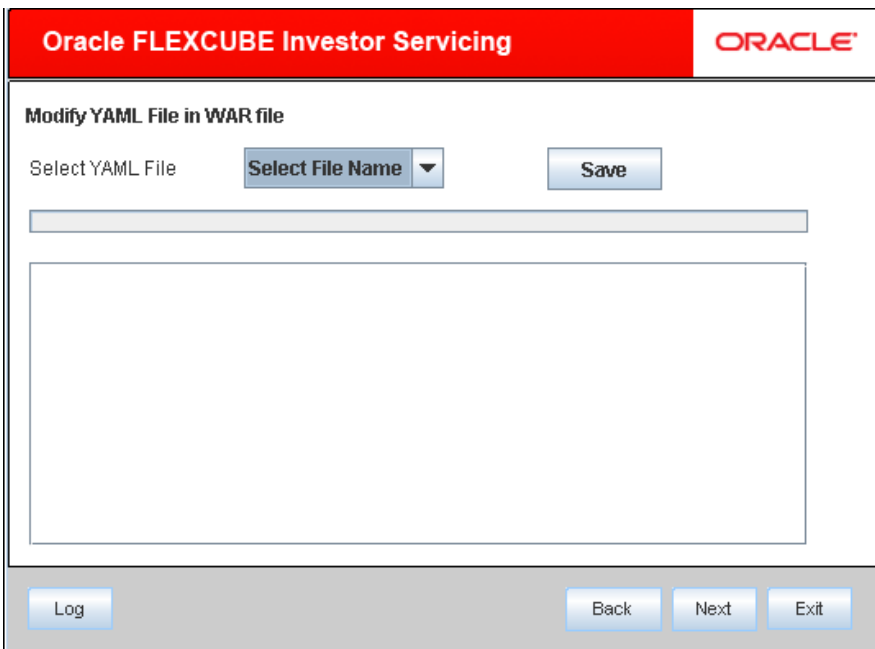
No other property file to be modified. Click 'Next'. The following screen is displayed:



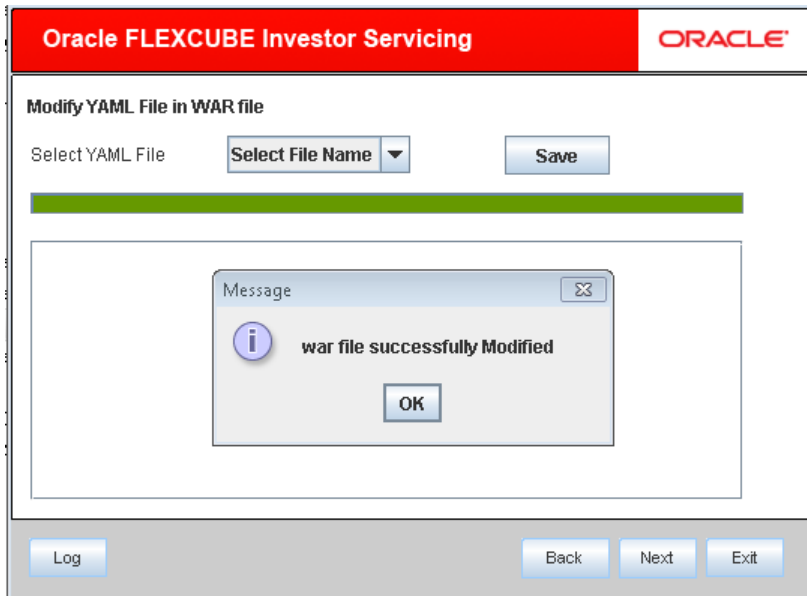
Select Camel Context XML file to modify the configuration. Update Distributed Ledger Client URI as to uri in P2, P4, P6 route ids.

Click on "Save" to commit the changes. No other configuration XML requires changes.

After modifying CamelContext XML file, Click 'Next'. The following screen is displayed:



If there are no YAML files to modify, Click 'Next'. The following screen is displayed:



WAR file is now ready for deployment.

### 1.2.3 **Deployment of BlockChain Adapter in Application Server**

Blockchain Adapter WAR needs to be deployed in different WebLogic/WebSphere application Server or in a different Managed Server.

For Each LOB one adapter installation is required. Create the data source JNDI as given in the configuration XML, pointing to LOB schema.



Gateway Application Setup  
[September] [2021]  
Version 14.5.1.0.0

Oracle Financial Services Software Limited  
Oracle Park  
Off Western Express Highway  
Goregaon (East)  
Mumbai, Maharashtra 400 063  
India

Worldwide Inquiries:  
Phone: +91 22 6718 3000  
Fax: +91 22 6718 3001  
[www.oracle.com/financialservices/](http://www.oracle.com/financialservices/)

Copyright © [2007], [2021], Oracle and/or its affiliates.

Oracle and Java are registered trademarks of Oracle and/or its affiliates. Other names may be trademarks of their respective owners.

**U.S. GOVERNMENT END USERS:** Oracle programs (including any operating system, integrated software, any programs embedded, installed or activated on delivered hardware, and modifications of such programs) and Oracle computer documentation or other Oracle data delivered to or accessed by U.S. Government end users are "commercial computer software" or "commercial computer software documentation" pursuant to the applicable Federal Acquisition Regulation and agency-specific supplemental regulations. As such, the use, reproduction, duplication, release, display, disclosure, modification, preparation of derivative works, and/or adaptation of i) Oracle programs (including any operating system, integrated software, any programs embedded, installed or activated on delivered hardware, and modifications of such programs), ii) Oracle computer documentation and/or iii) other Oracle data, is subject to the rights and limitations specified in the license contained in the applicable contract. The terms governing the U.S. Government's use of Oracle cloud services are defined by the applicable contract for such services. No other rights are granted to the U.S. Government.

This software or hardware is developed for general use in a variety of information management applications. It is not developed or intended for use in any inherently dangerous applications, including applications that may create a risk of personal injury. If you use this software or hardware in dangerous applications, then you shall be responsible to take all appropriate failsafe, backup, redundancy, and other measures to ensure its safe use. Oracle Corporation and its affiliates disclaim any liability for any damages caused by use of this software or hardware in dangerous applications.

This software and related documentation are provided under a license agreement containing restrictions on use and disclosure and are protected by intellectual property laws. Except as expressly permitted in your license agreement or allowed by law, you may not use, copy, reproduce, translate, broadcast, modify, license, transmit, distribute, exhibit, perform, publish or display any part, in any form, or by any means. Reverse engineering, disassembly, or decompilation of this software, unless required by law for interoperability, is prohibited.

The information contained herein is subject to change without notice and is not warranted to be error-free. If you find any errors, please report them to us in writing.

This software or hardware and documentation may provide access to or information on content, products and services from third parties. Oracle Corporation and its affiliates are not responsible for and expressly disclaim all warranties of any kind with respect to third-party content, products, and services. Oracle Corporation and its affiliates will not be responsible for any loss, costs, or damages incurred due to your access to or use of third-party content, products, or services.

